



# MARATHON COUNTY SOCIAL SERVICES BOARD AGENDA

Date & Time of Meeting: **Wednesday, March 18, 2026, at 3:30 p.m.**

Meeting Location: **Lake View Campus Winnebago Room (Room 197), 1000 Lake View Drive, Door 28, Wausau WI**

**Social Services Board Members:** Allen Drabek, Kody Hart, Elizabeth Robinson, Yee Leng Xiong

**Marathon County Mission Statement:** *Marathon County Government serves people by leading, coordinating, and providing county, regional, and statewide initiatives. It directly or in cooperation with other public and private partners provides services and creates opportunities that make Marathon County and the surrounding area a preferred place to live, work, visit, and do business. (Last updated: 12-20-05)*

**Marathon County Department of Social Service Mission Statement:** *We strengthen individuals and families by coordinating and providing resources that promote safety and maximize independence to build a strong and healthy community.*

**Committee Mission Statement:** *"We exist to establish protective and supportive human service priorities that positively impact the quality of life and independence of Marathon County residents"*

Persons wishing to attend the meeting by phone may call into the **telephone conference beginning five (5) minutes prior to the start time indicated above using the following number:**

**Phone #:** +1-408-418-9388

**Access Code:** 146 495 0804

When you enter the telephone conference, **PLEASE PUT YOUR PHONE ON MUTE!**

1. **Call Meeting to Order**
2. **Public Comment (15 Minutes)** (Any person who wishes to address the County Board, or one of its committees, during the "Public Comment" portion of meetings, must provide his or her name, address, and the topic he or she wishes to present to the Marathon County Clerk, or chair of the committee, no later than five minutes before the start of the meeting.)
3. **Approval of the February 11, 2026, Social Services Board Meeting Minutes**
4. **Policy Issues for Discussion and Possible Action**
  - A. None
5. **Operational Functions Required by Statute, Ordinance, or Resolution**
  - A. None
6. **Educational Presentations and Committee Discussion**
  - A. Economic Support presentation
7. **Next Meeting Date & Time, Location, Announcements and Future Agenda Items:**
  - A. Committee members are asked to bring ideas for future discussion.
  - B. Next Social Services Board Meeting: Wednesday, May 20, 2026, at 3:30 p.m., in the Winnebago Room
8. **Adjournment**

*\*Any person planning to attend this meeting who needs some type of special accommodation in order to participate should call the Department of Social Services at 715-261-7500 or e-mail [SSVExec.Admin@marathoncounty.gov](mailto:SSVExec.Admin@marathoncounty.gov) one business day before the meeting*

**SIGNED:**

\_\_\_\_\_  
**Presiding Officer or Designee**

EMAILED TO: Wausau Daily Herald and City Pages

EMAILED BY: Nelson Pasha

DATE & TIME: 3/13/2026 10:00 a.m.

NOTICE POSTED AT COURTHOUSE

BY: \_\_\_\_\_

DATE & TIME: \_\_\_\_\_

# IM Central

Economic Support Services to residents of Langelade, Marathon, Oneida and Portage Counties



# Consortium Structure

- IM Central Consortium counties and approximate caseload percentages are:

- - Langlade 10%
  - Marathon 50%
  - Oneida 15%
  - Portage 25%

Team	Langlade	Marathon	Oneida	Portage
EBD	1	5	2	1
Childcare	1	3	1	2
Family	5	16	7	8
LTC	0	3	0	2

Customers access services primarily through call center for healthcare, childcare and food assistance

# Work items to State metric averages-2025

- IM Central caseload averaged 31,722 cases/month
  - Calls offered 6383/month on average, average speed of answer 9.3 minutes\*
- \*Performance metric= 10 minutes average speed of answer

Work Item	Average per month	Our timeliness	DHS required metric
Applications priority service FS	233	99.12%	95% within 7 days
Applications non- priority service FS	764	99.02%	95% within 30 days
Applications HealthCare	1025	98.94%	95% within 30 days
Renewals	2320	98.34%	95% end of due month, regardless of receipt
Six-month report forms (FS)	505	99.95%	95% within 10 days of receipt

# Medicaid enrollment data (DEC 2025)

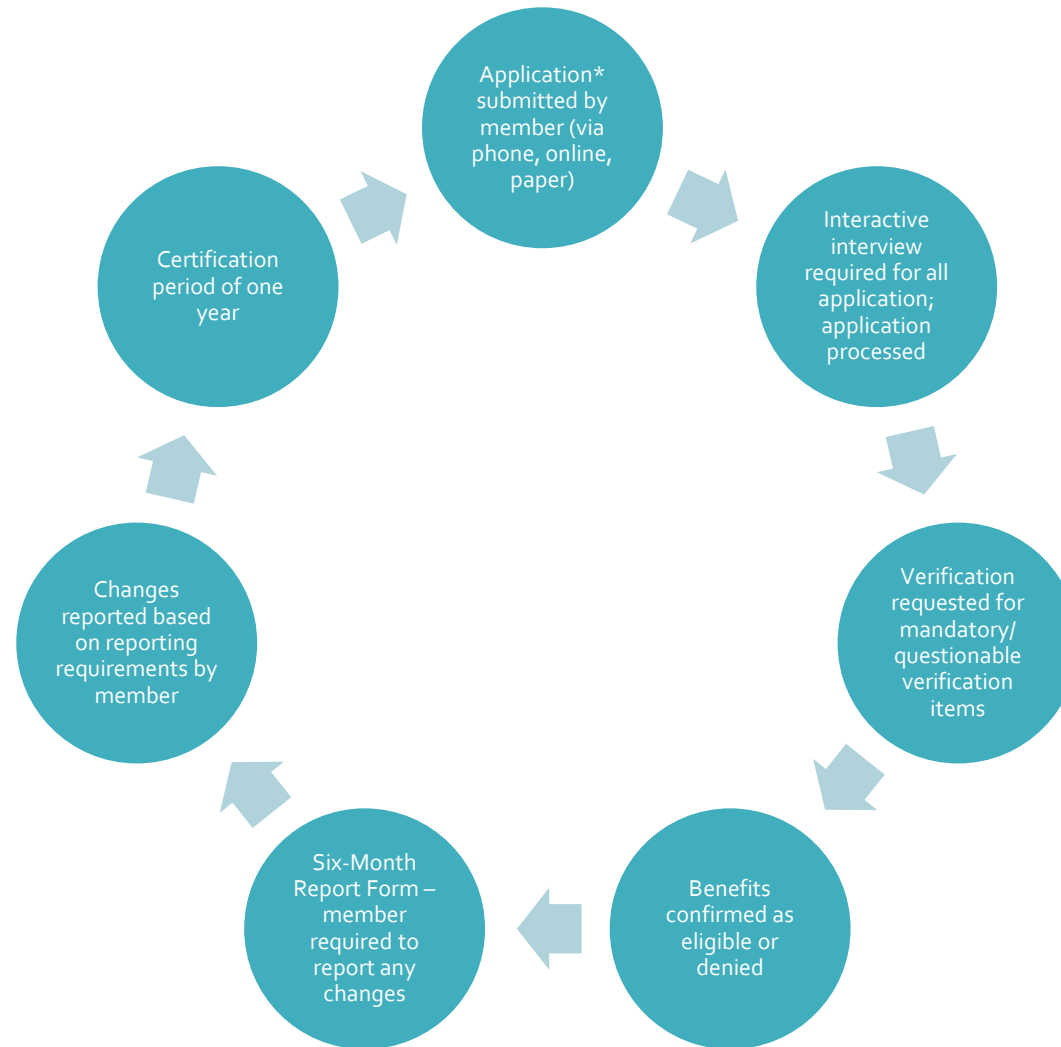
Total individuals enrolled: 57,968

Medicaid program area	Participants
BadgerCare Plus	34,139
Elderly, Blind, Disabled	10,655
Other	17,035

# FoodShare Members-DEC 2025

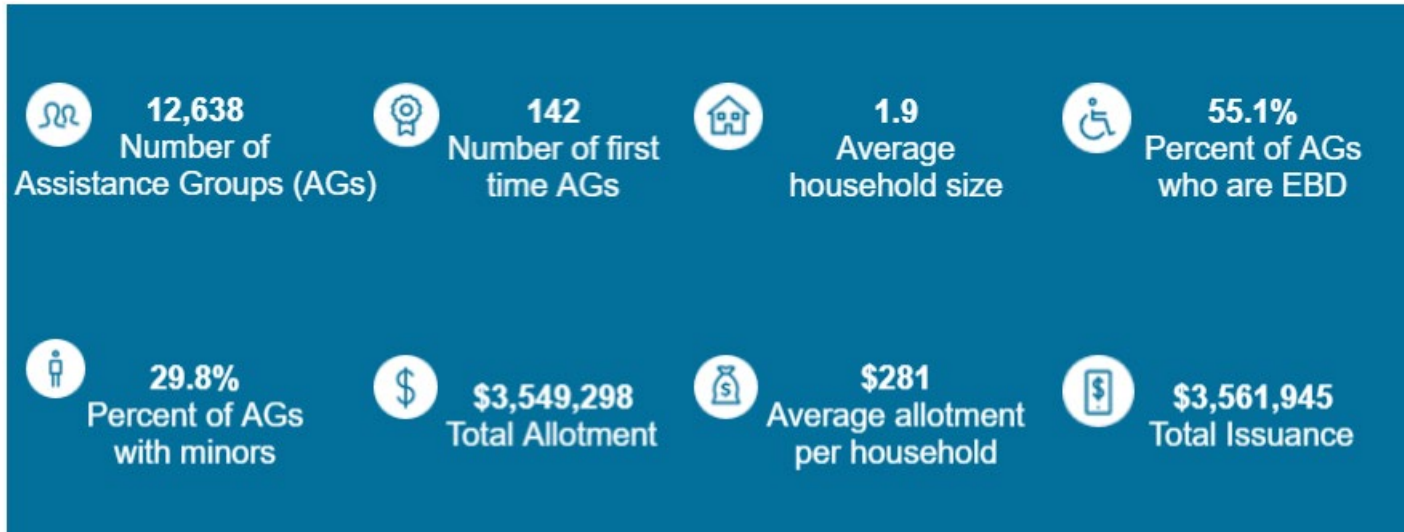
- 23,485 members; 12,638 assistance groups
- 75% of FoodShare members receive a combination of other programs, Medicaid, Childcare Subsidy, Wisconsin Works
- All members subject to work requirements policies
  - ABAWDs-adults that are able bodied, without dependents under 14
  - Exemptions: disabled, child, homeless

# Annual Cycle of a FoodShare Case



\*After the first time around this cycle, instead of an application, members submit renewals

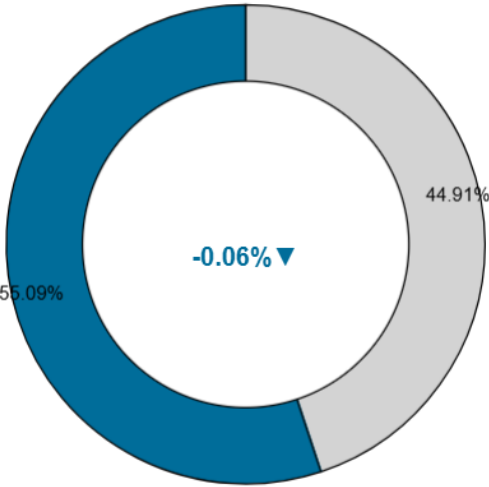
# Who received FS –IM Central DEC 2025



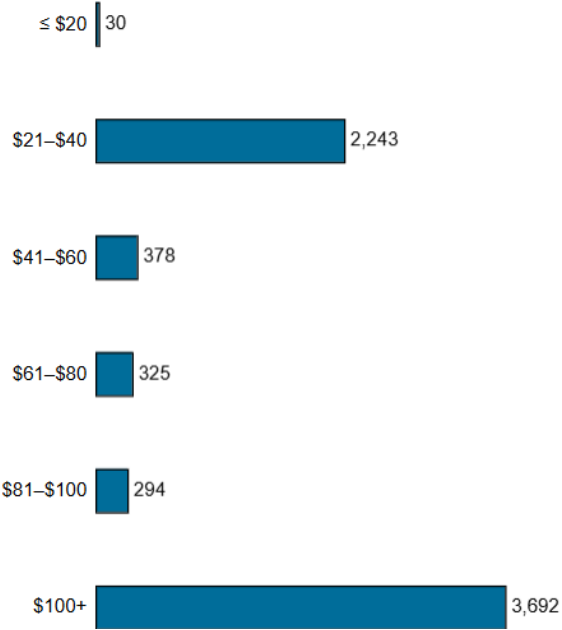
# Elderly, Blind or Disabled Assistance Groups

6,962 AGs contained one individual who is EBD. The average allotment for EBD AGs was \$165. However 0.43% of the EBD AGs received an allotment of \$20 or less in December 2025.

% of AGs with Members who are EBD



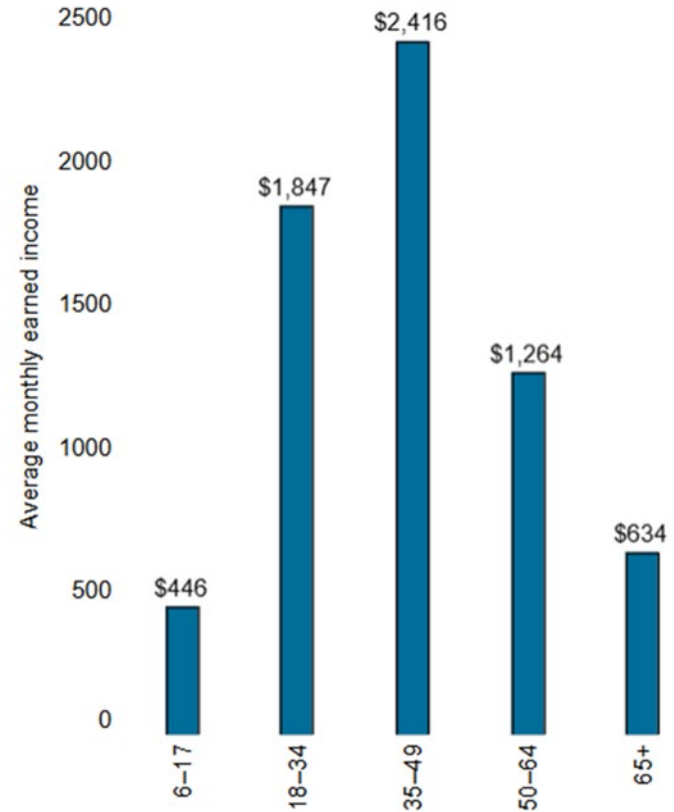
EBD AGs by Allotment Distribution



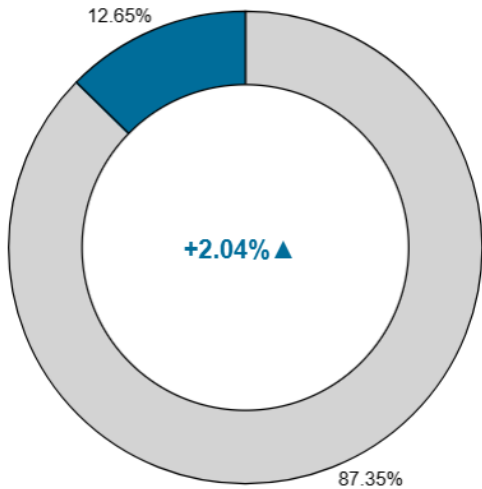
# Working Families Assistance Groups

Working families are FoodShare AGs with at least one minor and at least one parent who earns income. **12.7%** of all FoodShare AGs are working families. Working families consist of **4.2** people on average. **69.3%** of all FoodShare families were working families in **December 2025**.

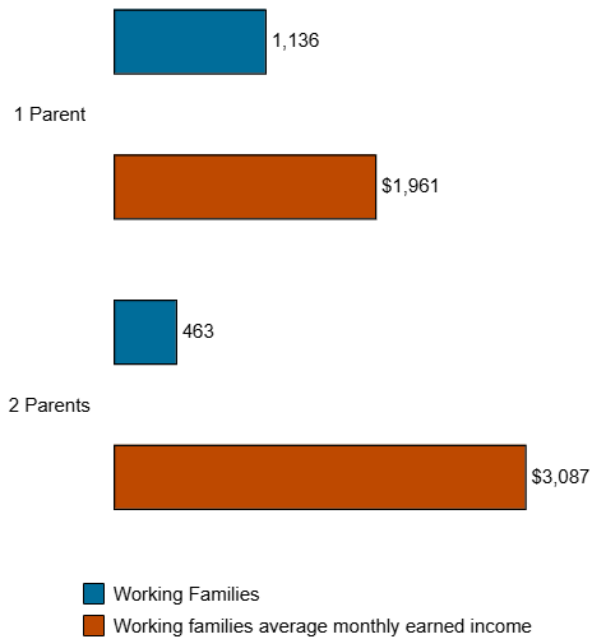
Average Monthly Earned Income by Age



% of Working Family AGs



Working Family AGs by Number of Parents



# Error Rates 2025

- Foodshare QC active error rate FFY 2025: 0%
- Case and Procedural error rate (CAPER) errors:
  - IM Central 11.54%
  - Statewide average 19.04%
  - Contracted metric to stay below national average from prior year: 44.52%

# Demographics of Members Served 2025

- Total members served 62,214
- Gender
  - Female: 33,904
  - Male: 28,310
- Ages
  - Adults (> age 19): 36,551
  - Minors (< age 19): 25,630
- Disabled: 8,992
- Homeless: 1531
- Race
  - White: 43,023
  - Asian: 4799
  - Hispanic/Latino: 4035
  - Black/African: 1321
  - American Indian: 644
  - Native Hawaiian/Pacific Islander: 48
  - Multi race: 2469
  - Not provided: 4157

# Demographics continued

- Citizenship and Immigration status: Everyone is required to verify citizenship or immigration status to receive benefits
- 1142 non-citizens
- Qualifying immigrant-could be asylee, refugee or other special status
- May become qualified after 5 year waiting period of legal status
- Undocumented immigrants are generally not eligible except emergency services or prenatal (Healthcare only, not eligible for FS)
- Ineligible Immigrants-illegally in the US, visitors/tourists, student visas, pending immigration status, diplomats/foreign service
- We can't share info to ICE (BCHB 4.3.6 FSHB , MEH 7.3.5)